

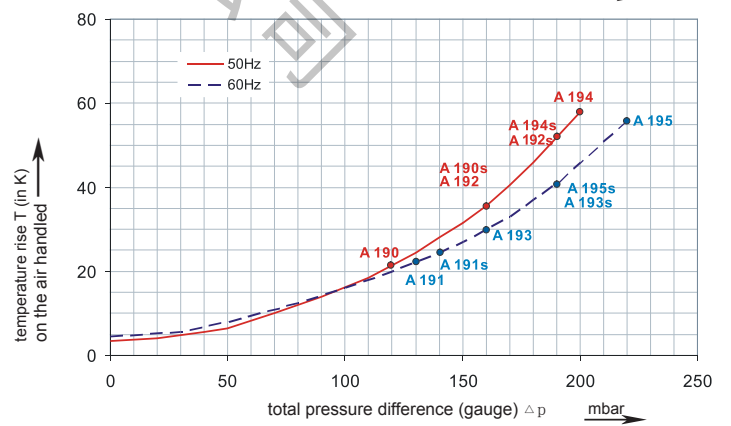
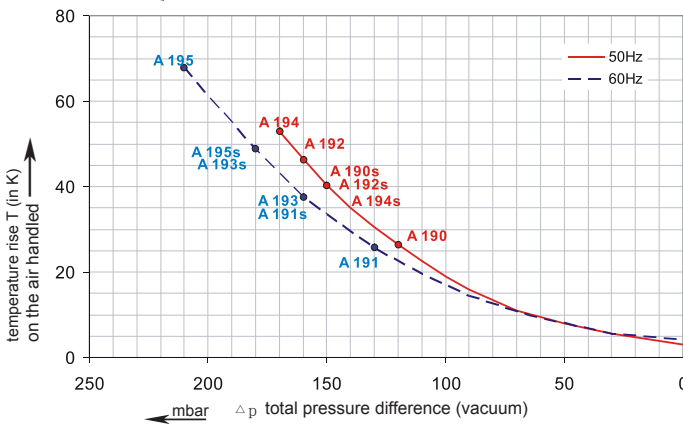
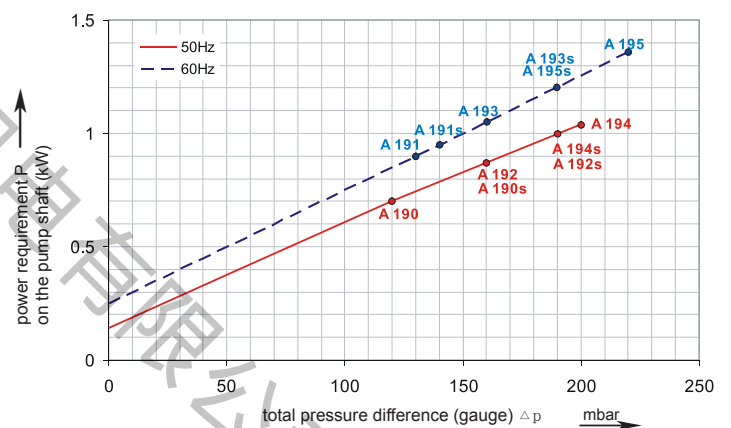
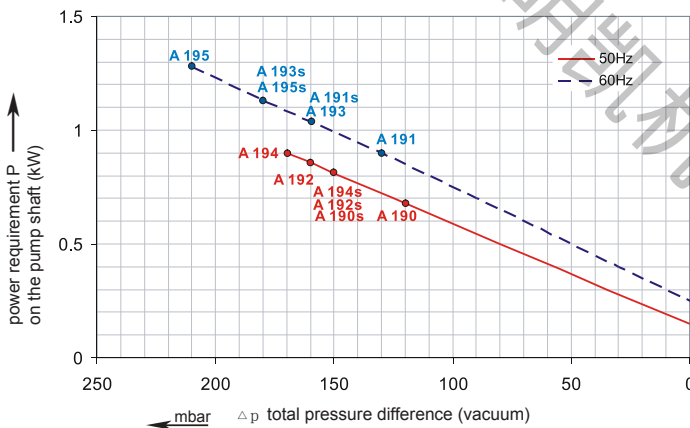
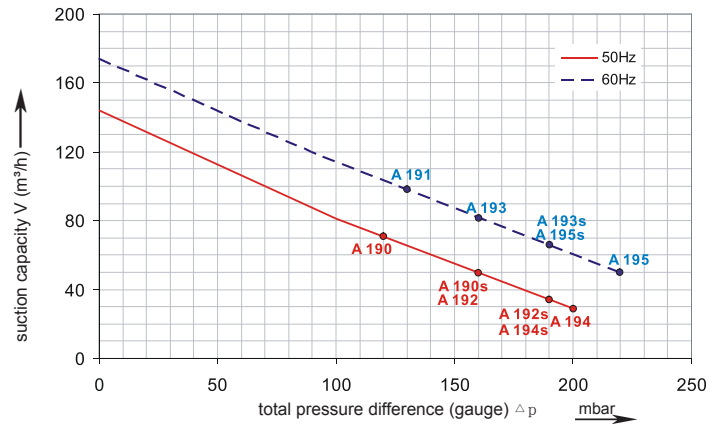
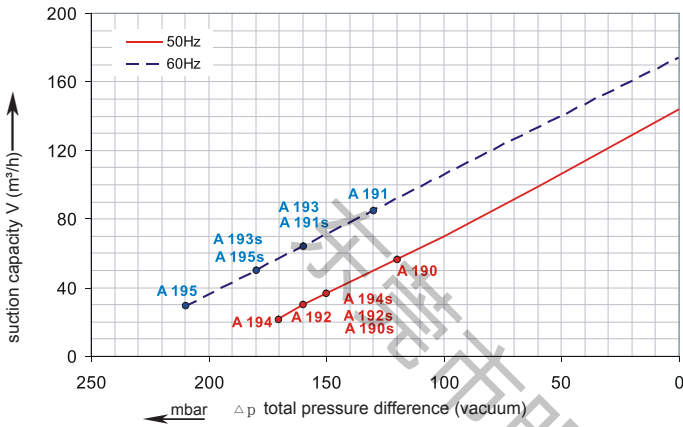


Data sheet 2MV 410

2MV 系列

真空性能曲线图

压缩性能曲线图



性能曲线基于温度为15°C、大气压为1013毫巴的空气，公差为±10%。总压差适用于最高25°C的吸入温度和环境温度。

每种2MV型都可以在规定的总性能曲线范围内作为真空泵和压缩机连续运行。

选型订购参数

Type 2MV 410

Curve No.	Order No.	Fre- quency	Rated power	Input voltage		Input current		Permissible total differential pressure ²⁾		Sound pressure level ³⁾	Weight ca.
					V	A		Vacuum mbar	Compressor mbar		
3~ 50/60 Hz IP55 isulation material class F 1)											
A 190	2MV 410-H06	50	0.7	200D ... 240D	345Y...415Y	3.8D	2.2Y	-120	120	63	13
A 191	2MV 410-H06	60	0.83	220D ... 275D	380Y...480Y	3.75D	2.15Y	-130	130	64	13
A 192	2MV 410-H16	50	0.85	200D ... 240D	345Y...415Y	4.0D	2.3Y	-160	160	63	16
A 193	2MV 410-H16	60	0.95	220D ... 275D	380Y...480Y	3.85D	2.25Y	-160	160	64	16
A 194	2MV 410-H26	50	1.3	200D ... 240D	345Y...415Y	5.7D	3.3Y	-170	200	63	17
A 195	2MV 410-H26	60	1.5	220D ... 275D	380Y...480Y	6.0D	3.5Y	-210	220	64	17
1~ 50/60 Hz IP55 with attached condenser for continuous operation											
A 190s	2MV 410-A11	50	0.8	230		5.2		-150	160	63	15
A 191s	2MV 410-A11	60	0.9	230		5.8		-160	140	64	15
A 192s	2MV 410-A21	50	1.1	230		7.3		-150	190	63	16
A 193s	2MV 410-A21	60	1.3	230		8.3		-180	190	64	16



Other voltage ranges		
2MV 410-□ □		
50Hz	60Hz	↑ ↑
3~		
185...225 V D/320...390 V Y	200...240 V D/345...415 V Y	H 1
200...240 V D/345...415 V Y	200...275 V D/380...480 V Y	H 6
345...415 V D	380...480 V D	H 1
500 V D	575VD	C 5
Further voltage range on request; please quote in plain text.		
1~		
100 / 200 V	100 / 200 V	V 4
115 / 230 V	115 / 230 V	V 5
230V	230V	A 1

电机是根据DIN EN 60 034 / DIN IEC 34-1和温度等级F设计的 对于三相电机，固定电压的公差为+/- 10%，电压范围的公差为+/- 5%。单相电机的设计公差为+/- 5%。如果只有90%的最大允许压力用于连续运行，那么允许电压范围增加到+/- 10%。