

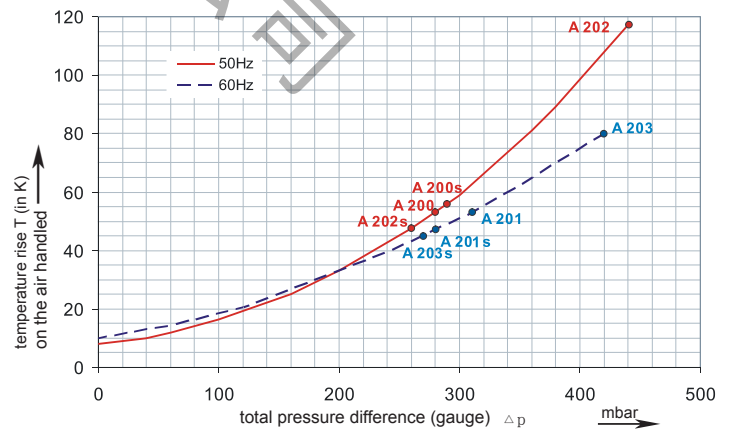
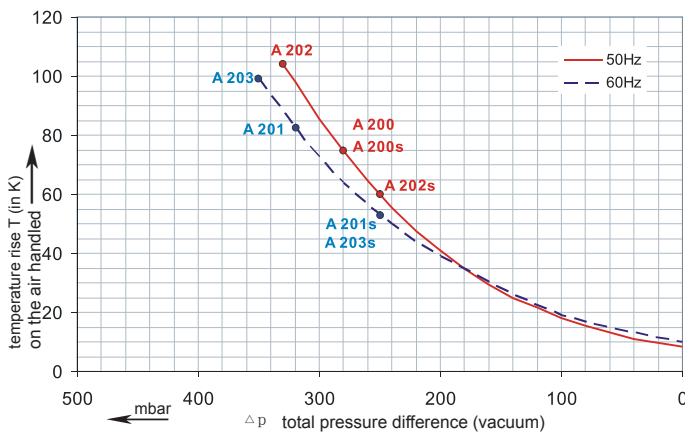
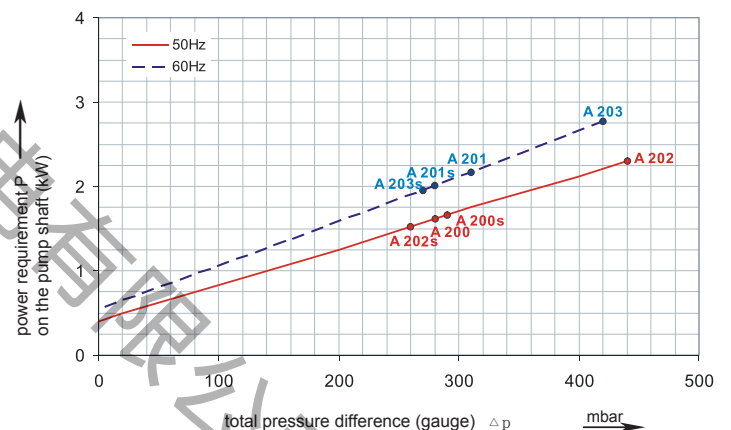
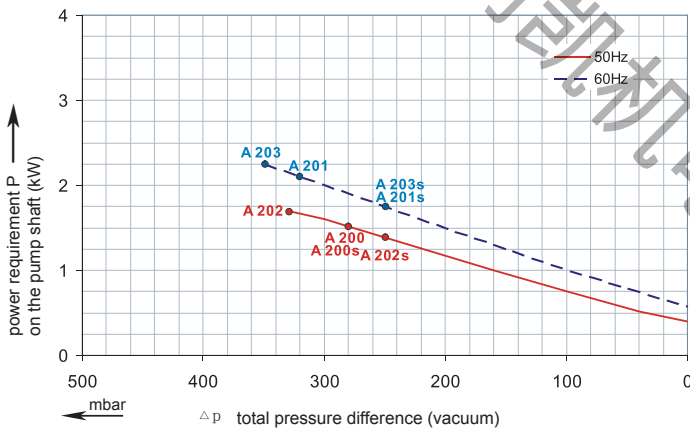
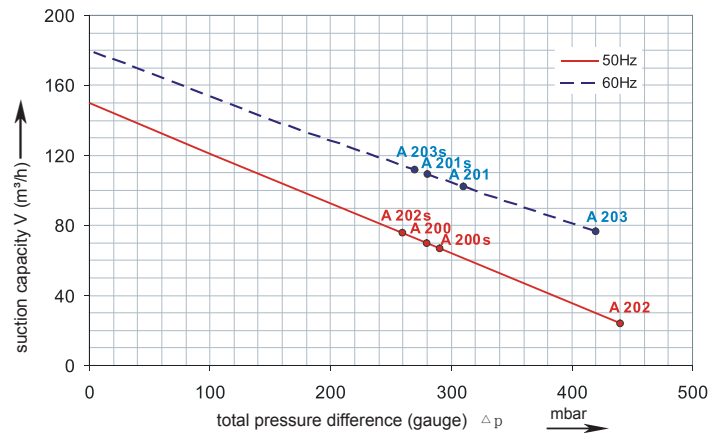
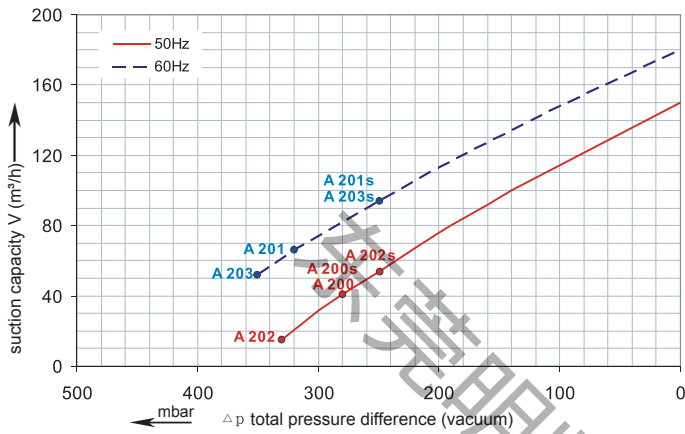
**Data sheet 2MV 420**



**2MV 系列**

真空性能参数曲线图

压缩性能参数曲线图



性能曲线基于温度为15°C、大气压为1013毫巴的空气，公差为± 10%。总压差适用于最高25°C的吸入温度和环境温度。

每种2MV型都可以在规定的总性能曲线范围内作为真空泵和压缩机连续运行。

选型订购参数

Type 2MV420

Curve No.	Order No.	Fre- quency	Rated power	Input voltage		Input current		Permissible total differential pressure <sup>2)</sup>		Sound pressure level <sup>3)</sup>	Weight ca.
				Hz	kW	V	A	Vacuum mbar	Compressor mbar		
<b>3~ 50/60 Hz IP55 isulation material class F 1)</b>											
A 200	2MV 420-H36	50	1.6	200D ... 240D	345Y...415Y	8.5D	4.3Y	-280	280	66	25
A 201	2MV 420-H36	60	2.05	220D ... 275D	380Y...480Y	7.6D	4.4Y	-320	310	69	25
A 202	2MV 420-H46	50	2.2	200D ... 240D	345Y...415Y	9.7D	5.6Y	-330	440	66	27
A 203	2MV 420-H46	60	2.55	220D ... 275D	380Y...480Y	10.0D	5.8Y	-350	420	69	27

1~ 50/60 Hz IP55 with attached condenser for continuous operation



Other voltage ranges		
2MV 420 □ □		
50Hz	60Hz	↑ ↑
3~		
185...225 V D/320...390 V Y	200...240 V D/345...415 V Y	H 1
200...240 V D/345...415 V Y	200...275 V D/380...480 V Y	H 6
345...415 V D	380...480 V D	H 1
500 V D	575VD	C 5

Further voltage range on request; please quote in plain text.

电机是根据DIN EN 60 034 / DIN IEC 34-1和温度等级f设计的 对于三相电机，固定电压的公差为+/- 10%，电压范围的公差为+/- 5%。  
单相电机的设计公差为+/- 5%。如果只有90%的最大允许压力用于连续运行，那么允许电压范围增加到+/- 10%。